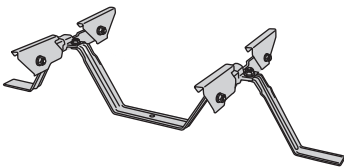
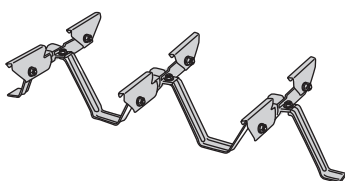


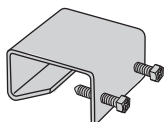
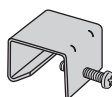
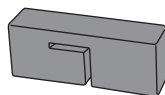
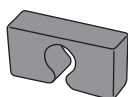


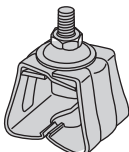
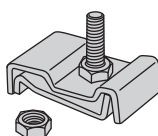
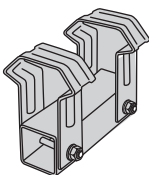
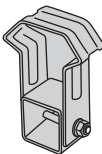
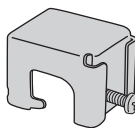
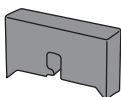


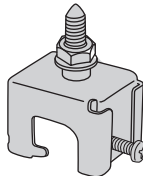
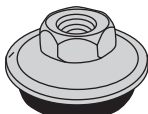



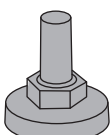
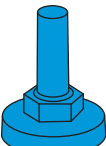
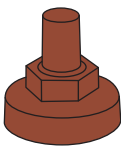
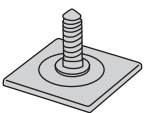


# 共通部品 一覧表

	 棟用タイトフレーム	 棟用タイトフレーム	 単独フレーム	 補強脚 板厚2.5mm
ハ ゼ 式	 棟金具T-60	 棟金具T-40	 ハゼ面戸角ハゼ用	 ハゼ面戸丸ハゼ用
	 角500用L型ナット	 角500用吊ボルト	 ハゼ取付金具	 マルチグリップ
	 棟用タイトフレーム (切妻用)	 独立型勾配タイトフレーム	 ハゼ金具	 ハゼ面戸
	 先付式インサート金具	 後付式インサート金具	 剣先付はぜ金具	
重 ね 式	 ハイセット	 折版ビス	 R-8	 R-8B
	 M8	 M8L	 M10	 座付スタット